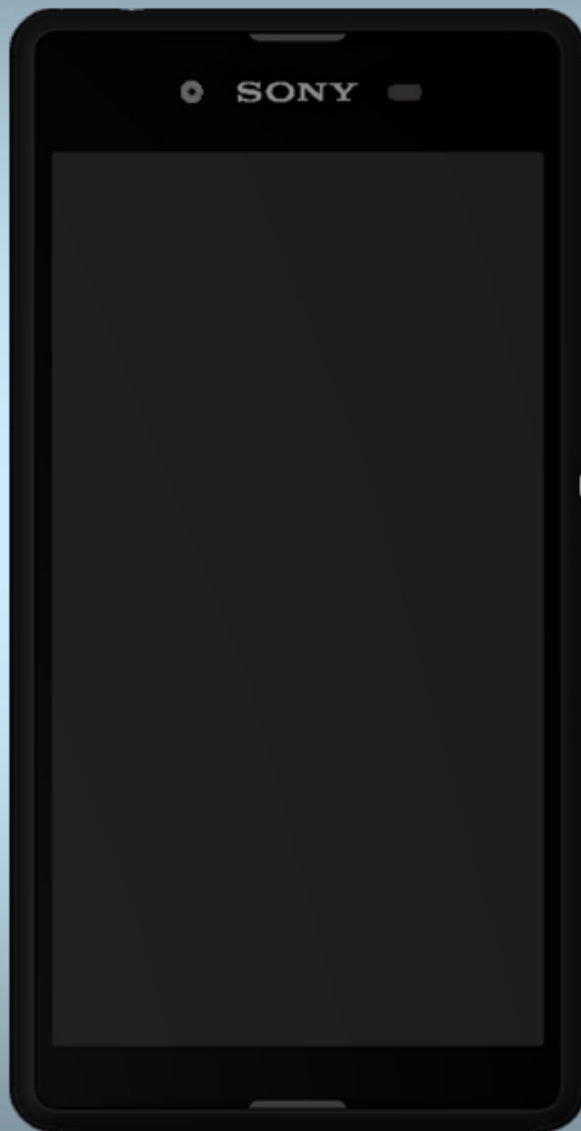


## Part List

- mechanical -



*Xperia™ E3*

*D2202, D2203, D2206, D2212*



make.believe  
*Part List Mechanical/*

**CONTENTS**

1 Part List ..... 3

2 Revision History ..... 7

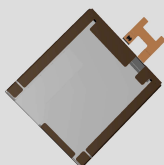


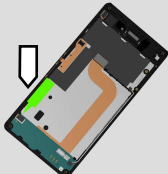




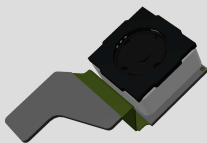



## 1 Part List




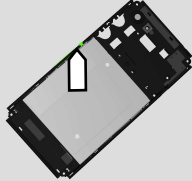

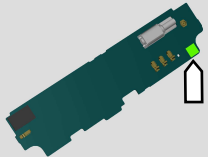


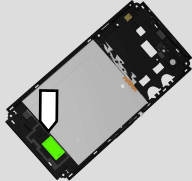

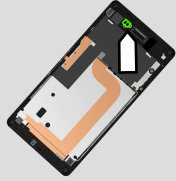
The following parts are available for order in 'E-star'.

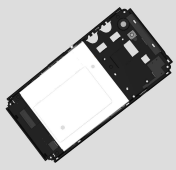


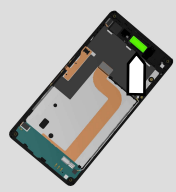

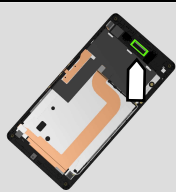

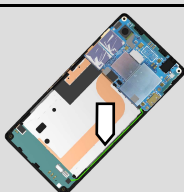

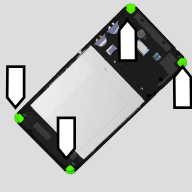


The 'E-star' name of a part may often be complex and even confusing, so the name of certain parts mentioned in the Working Instructions, Repair Movies and Troubleshooting Guide are often referred to by a simple descriptive name for better understanding.

Both names (designations) will in that case be included in this Part List, where the name being used in the documents mentioned above is underlined, e.g. Battery Cover.

RLC, Reversed Logistic Classification column for replaced part handling, See the Spare part handling chapter in Mechanical/Generic Repair Manual (1220-1333).




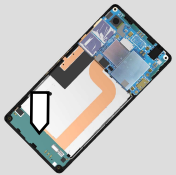

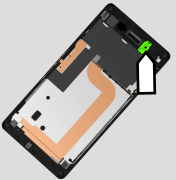
Designation	Part No.	RLC	Part	Location
Battery 2330 mAh	1278-3397.1	B		
Battery Adhesive-1	A/415-59080-0030	C		
Battery Adhesive-2	A/415-59080-0031	C		
<u>Battery Cover</u> Battery Cover BLACK Battery Cover COPPER Battery Cover LIME Battery Cover WHITE	A/405-59080-0002 A/405-59080-0005 A/405-59080-0004 A/405-59080-0001	C		
Camera Main	A/335-0000-00155	C		
CU Label	A/478-590800-005	C		

Designation	Part No.	RLC	Part	Location
<u>Front Cover Assy</u>  Front Cover Assy Black Front Cover Assy Copper Front Cover Assy Lime Front Cover Assy White	A/8CS-59080-0003 A/8CS-59080-0006 A/8CS-59080-0005 A/8CS-59080-0002	A		
<u>Key Power/Vol</u>  Key Power/Vol Black Key Power/Vol Copper Key Power/Vol Lime Key Power/Vol White	A/404-59080-0002 A/404-59080-0005 A/404-59080-0004 A/404-59080-0001	C		
Liquid Intrusion Label	A/478-232900-020	C		 
Loudspeaker	A/313-0000-00273	C		
Proximity Sensor Rubber Gasket	A/415-59080-0001	C		

Designation	Part No.	RLC	Part	Location
<u>Rear Cover Assy</u>  Rear Cover Assy BLACK LTE-Americas-SS Rear Cover Assy BLACK LTE-SS Rear Cover Assy BLACK WCDMA-DS Rear Cover Assy BLACK WCDMA-SS  Rear Cover Assy COPPER LTE-SS  Rear Cover Assy LIME LTE-Americas-SS Rear Cover Assy LIME LTE-SS Rear Cover Assy LIME WCDMA-DS  Rear Cover Assy WHITE LTE-Americas-SS Rear Cover Assy WHITE LTE-SS Rear Cover Assy WHITE WCDMA-DS Rear Cover Assy WHITE WCDMA-SS	A/402-59130-0002  A/402-59080-0002 A/402-59120-0002 A/402-59110-0002  A/402-59080-0005  A/402-59130-0004 A/402-59080-0004 A/402-59120-0004  A/402-59130-0001 A/402-59080-0001 A/402-59120-0001 A/402-59110-0001	B		
Receiver	A/313-0000-00264	C		
Receiver Sponge	A/415-59080-0032	C		
RF Cable	A/415-59080-0007	C		
<u>Rubber Corner</u>  Rubber Corner BLACK Rubber Corner COPPER Rubber Corner LIME Rubber Corner WHITE	A/415-59080-0020 A/415-59080-0028 A/415-59080-0023 A/415-59080-0003	C		
<u>Screw 1.6mm x 3.2mm</u>  Screw 1.6mm x 3.2mm Black Screw 1.6mm x 3.2mm Silver	A/409-00000-0097 A/409-00000-0195	C		

# SONY

make.believe  
Part List Mechanical/

Designation	Part No.	RLC	Part	Location
Side Key FPC	A/321-M000-00142	C		
<u>Sub PBA</u> Sub PBA LTE-ALL BANDS Sub PBA WCDMA	A/8CS-59080-0001 A/8CS-59110-0001	C		
VGA Rubber	A/415-59080-0029	C		

# SONY

make.believe  
*Part List Mechanical/*

## 2 Revision History

Rev.	Date	Changes / Comments
1	2014-Sep-09	Released
2	2014-Sep-10	No Change